

# powerunit

Compact unit providing flexible modular power and data distribution, ideal for office desks and screens where a limited number of outlets are required. Standard off the shelf units are available from stock.

POWERUNITs may also be specified to meet particular requirements.

Mains power sockets formats for most countries together with a wide range of data outlets. Special units with remote switches, thermal resettable fuses, power cleaners.

Standard colour is black, other colours are available subject to minimum order quantities.

All **OE** Electrics products are manufactured to enable compliance with BS6396 or BS7671 where relevant.

UK sockets incorporate fuses as standard with colour coded inserts indicating fuse rating.



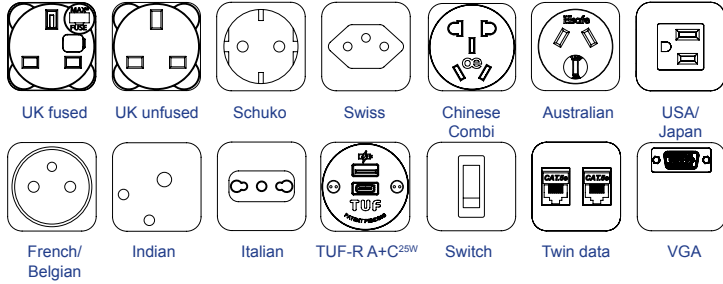
## USPs

- Compact underdesk unit
- Standard units in stock
- Available with TUF charger
- Numerous fitting options
- BS6396 compliant (where applicable)
- Available with power sockets from different nationalities



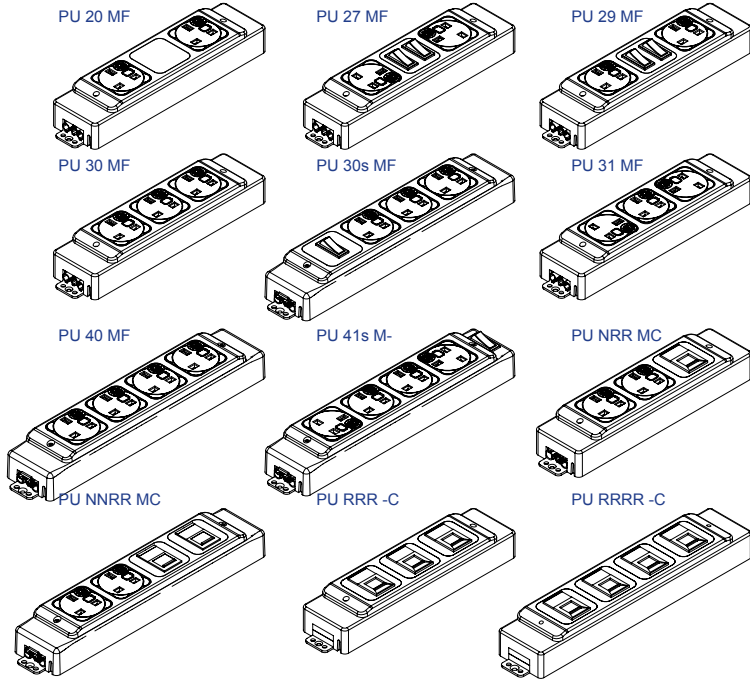
# technical

## Common Modular Components\*



\*See website for more

## Common Units\*



## Features

### Configuration:

Power only / Data only / Combined (Power & Data/AV)  
Internal segregation between Power and Data/AV in combined POWERUNITs

### Insulation:

Re-inforced insulation

### Earth Bonding:

A rewirable external earth terminal allows the removal/change of earth bonding leads without dismantling the unit.

### Fusing: (to enable compliance to BS6396)

5 x 20mm anti-surge ceramic fuses, with colour-coded fuseclips to denote the rating (3.15A/5A)

### Testing:

100% testing - continuity, polarity, insulation & earth

### Soft Wiring (power)

Power wired to Wieland GST connector allows starter cables to be changed to suit requirements, especially useful during moves and changes (CHURN)

### Rating

POWERUNITs with Wieland GST entry/exit are rated to 16Amps. 20Amp rating available on request.

### Certifications:

UL962A/CSA22.2

### PATHWAY Clip

Utilising the PATHWAY clip the user can fit POWERUNIT to either the front of PATHWAY for ease of access, or the base of PATHWAY when access is not generally needed after installation.



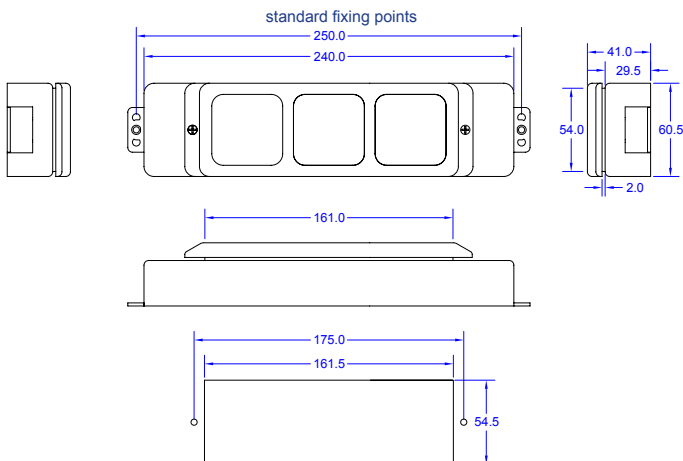
Base mounted where frequent access to outlets is not required



Front mounted for on going access to outlets

## Unit Lengths

### PU 3 gang



### PU 4 gang

